

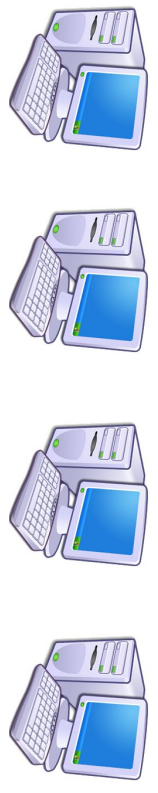


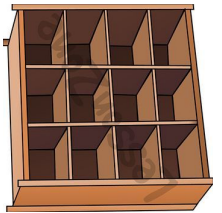
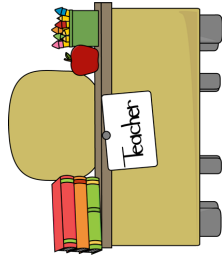
Ms. Mercado's Second Grade Classroom



Computer Station



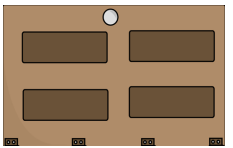
Teacher's Desk



Cubbies

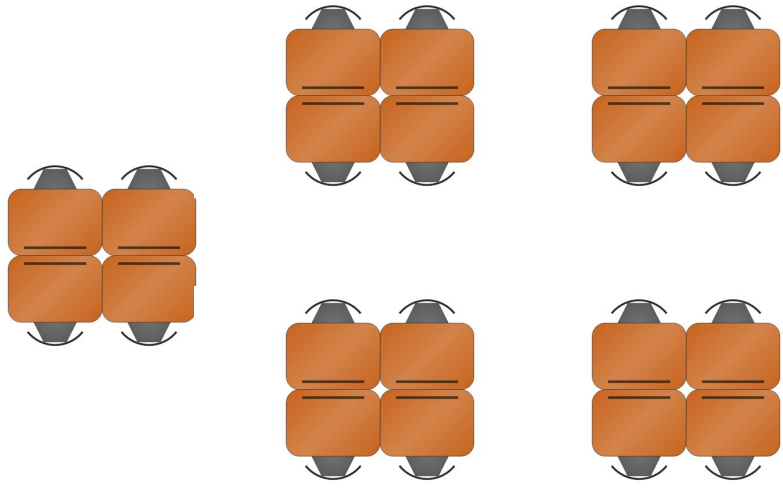


Backpack Area



Door

20 Student Desk



Class Calendar

25	26	27	28	29	30	31
18	19	20	21	22	23	24
11	12	13	14	15	16	17
4	5	6	7	8	9	10
1	2	3				
January						



The reason behind this classroom set up was based off a classroom I had gone to volunteer for. A second grade classroom as well, since the moment I saw the room it caught my attention. Being able to personally see the classroom and how the students reacted to the set up was a great eye opener. Starting off with walking through the door, the students will be able to directly go to the backpack area and grab any materials necessary from the cubbies. In the center of the classroom are the students own desk, four in each group would help each student interact with one another and be helpful. When the students get settled in they will be facing right at the calendar, smart board, and the bulletin board. The calendar and the bulletin board will be read by a different student everyday and this will guide them on knowing the month, day, and year better as well as reading off what that day's agenda will be. I added a meeting mat for the use of getting together as a class and being able to speak about any issues students may have or simply how their day went before school ending. The smartboard and small groups station is another way to build teamwork as a class. For example, giving the class and assignment they are to be apart of different groups other than the one they are already in. Having a chance to rotate on completing the assignment on the smartboard and small groups center.